



# Space Brain Hack

## Challenge #3



### Student worksheet

Project title:

Date:

--	--

Educator name:

--

Educator email address:

--

School/organization/homeschooled:

--

City/town:

Province/territory:

--	--

Number of participant(s) in the team (up to six):


Grade level(s) of the participant(s):

--	--

#### PHASE:

Select one phase of a satellite's life cycle to focus your efforts. If your innovation covers all phases, indicate "All."






### WHAT IS YOUR IDEA?


Describe your solution, how it works, and include a diagram. Be sure to label your illustration.

1 page for text (maximum 300 words), additional half page for the diagram

Project title:



How could your solution have other applications on Earth? How might it be used in different situations or domains?  
What modifications would be required? (maximum 150 words) Hint: these answers are about discussing adaptations for your solution.



## REALITY CHECK

Present and describe your idea to someone outside your team (preferably more than one person). Note what questions they ask or how they think it works. What did their feedback suggest to you? Did they help add elements ..to your solution or make changes to it? If so, what are they? If no elements were added or changed, explain why. Half page for text (maximum 100 words).